



emhTrade

“It’s a line in the sand and what it says to our species is that this is the moment and we must act now”

Debra Roberts, IPCC

\$1.3 trn

over 10 years

value capture from digital
energy transformation (WEF,
2016)

\$9 trn


over next 10 years

energy related *mitigation*
investment each year to reach
1.5 degree C (2018, IPCC)

\$23 trn

over next 10 years

total energy supply and
demand side investments
(2018, IPCC, 1.5 degree
scenario)

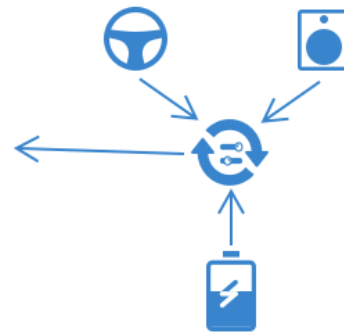



Digitisation



Decentralisation

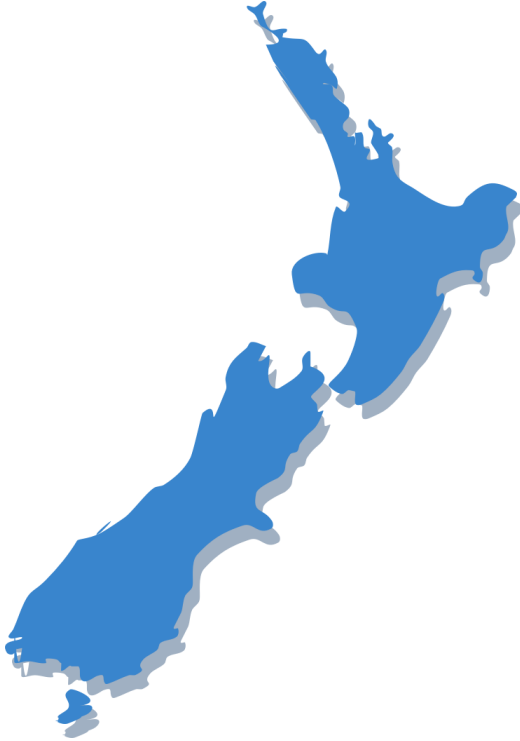
Decarbonisation



Generators/Networks

Consumers

Connected
Systems



The New Zealand Context

Mature Spot Market Arrangements

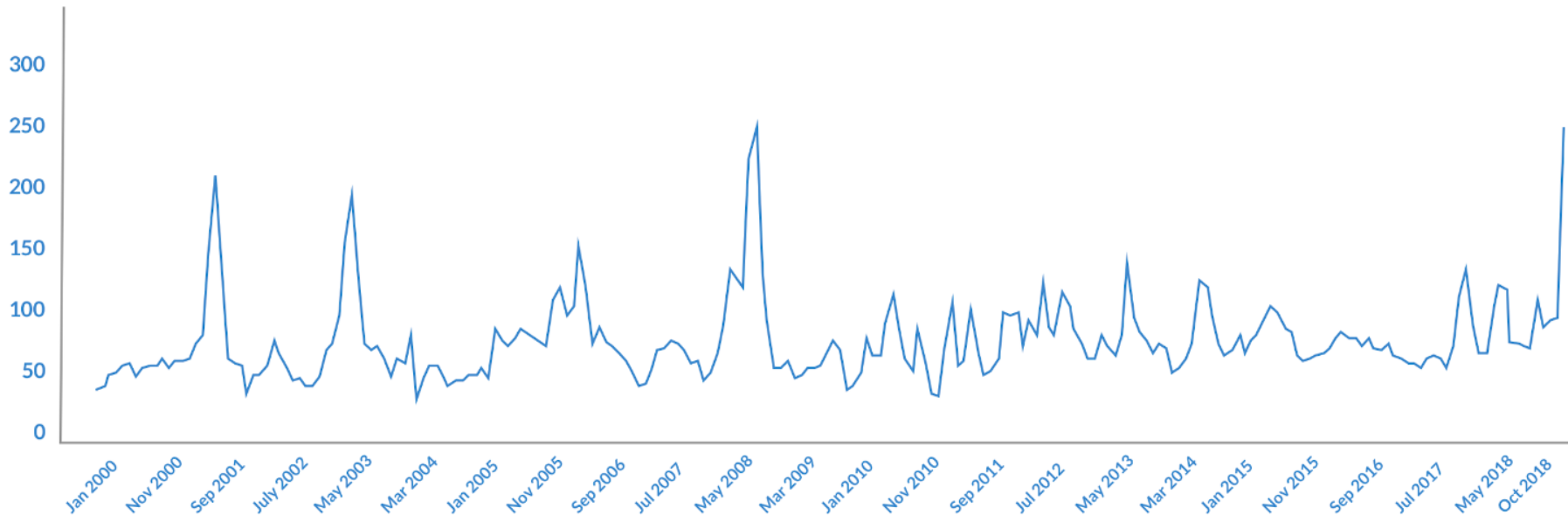
Over 80% Smart Meter Penetration

Over 85% Renewable Generation

Only 6 weeks of hydro storage

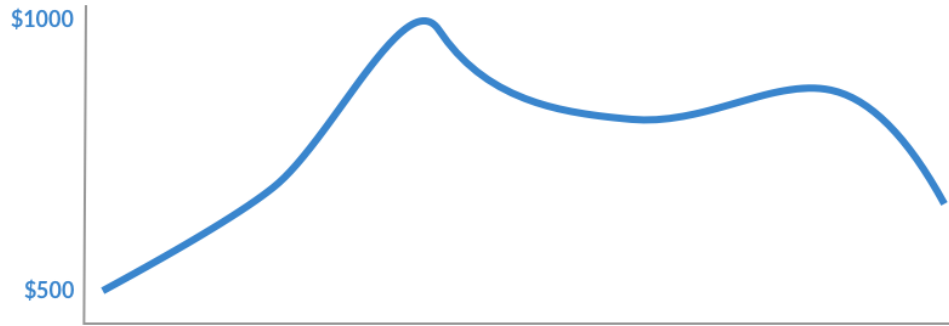
No immediately available fuel imports

Monthly Average Energy Price (\$/MWh)




Typical Daily Prices (\$/MWh)

OCTOBER 2018



LONG TERM AVERAGE



By utilising decentralised assets, through digitisation, we're enabling collaboration, not disruption.



emhTrade